

10.5KG FRONT LOAD DRYERS

MAYTAG
COMMERCIAL

MDE28 AND MDG28



TURBOVENT® SYSTEM

- A high-speed blower wheel optimizes performance in long vents
- High airflow helps reduce drying times for a wide variety of loads
- Helps to increase efficiency and number of cycles over the life of the machine



MICROPROCESSOR CONTROLS

- Easy-to-read diagnostics assist with quick identification of an issue helping to get the machine back into service
- Flexible pricing options for owners to maximize profitability
- End users have option to select ideal cycle for individual drying needs with simple one touch cycle selection
- Easy-to-read Time Remaining Digital Display informs users of cycle times to help reduce bottlenecks



LARGE CAPACITY

- 10.5kg capacity dryer helps allow for large loads to be dried efficiently and effectively
- Delivers an optimal drying experience for users and helps maximise productivity



BUILT TO LAST

- Porcelain enamel top — a durable finish that stands up to the demands of high-traffic
- Front-panel accessibility — provides fast entry to internal components for streamlined self-service
- Extra-large reversible door — provides users unhindered access



CARD READER COMPATIBLE

- Order your new dryer as Card Only to prevent vandalism and increase safety on site.
- Never have to worry about where the gold coins from your laundry end up with real time reporting and payment deposited straight into your nominated bank account.



COIN DROP OR CARD READER READY

MDE28PD (pictured)
Also available in gas



NON-COIN

MDE28PN (pictured)
Also available in gas

Single-Load Front-Load Matching Dryer Models

Payment Configuration	Electric	Gas
Non-Coin	MDE28PN	MDG28PN
Coin Drop or Card Reader Ready	MDE28PD	MDG28PD



AMERICA
AN AMERICAN COMPANY FOR OVER 100 YEARS

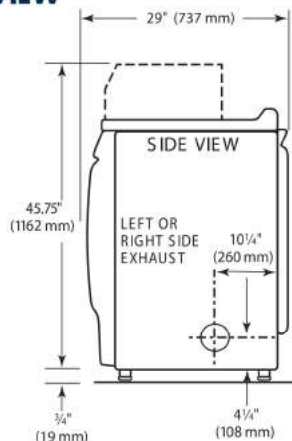
See maytagcommerciallaundry.com for warranty details.

10.5KG FRONT LOAD DRYERS

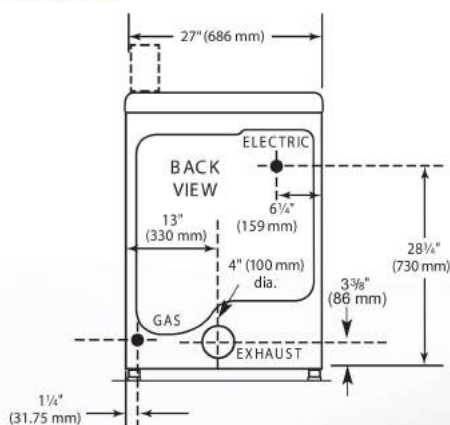
MAYTAG
COMMERCIAL

MDE28 AND MDG28

SIDE VIEW



BACK VIEW




Maximum Exhaust Duct Length Per Number of Turns

Rigid Metal Vent

Box Hood and
Louvered Style

Angled Hood Style

No. of 90° Turns	Box Hood and Louvered Style	Angled Hood Style
0	39.6 m	39.3 m
1	38.1 m	36.3 m
2	35.1 m	33.2 m
3	32.3 m	30.5 m
4	29.9 m	28.0 m



*Includes height of metercase.

**Use 4" (100mm) diameter rigid aluminium or galvanised steel duct. Never use plastic, non-metal or combustible duct.

See specific instructions for proper installation. Because of continuous product improvement, Maytag reserves the right to change specifications without notice.

Printed on Recycled Paper.

MODELS COIN DROP / CARD READER NON-COIN	MDE28PD MDE28PN	MDG28PD MDG28PN
Fuel Type	Electric	Gas
CAPACITY		
Cylinder Volume — liters	190	190
Drum Capacity	10.5kg	10.5kg
DIMENSIONS		
Width — mm	686	686
Depth — mm	737	737
Height — mm (PD unit with meter case)	1,162*	1,162*
Height — mm (PN non coin unit)	997	997
Door Opening — mm	464	464
Exhaust Duct Diameter — in. (mm)	4 (100)**	4 (100)**
CRATED DIMENSIONS		
Crated Width — mm	738.12	738.12
Crated Depth — mm	775	775
Crated Height — mm	1,159	1,159
APPROXIMATE WEIGHT		
Uncrated — kg	67	68
Crated — kg	73	75
ELECTRICAL REQUIREMENTS		
Voltage	220-240V - 50Hz	220-240V - 50Hz
Breaker/Fuse — amps	25	10
Airflow — CFM (CMM)	215 (6.1)	230 (6.5)
Electric Heating Element (watts)	4,600	N/A

FLUING & DUCTING ACCESSORIES FOR MAYTAG COMMERCIAL DRYERS

MAYTAG
COMMERCIAL



100mm THROUGH WALL KIT (STAINLESS STEEL)

Part Number: DVS1SS



GRAVITY VENT - MARINE GRADE STAINLESS STEEL 100mm

Part Number: GVSS100



FLEXIBLE DUCTING* 100mm x 2.4m

Part Number: AO48MX/9



DRAFT BLOCKER 100mm

Part Number: DBV100



DRYER VENT CLEANING BRUSH

Part Number: DVBRUSH8



INTERNAL SIDE FLU KIT - TO CHANGE DRYER VENTING

Part Number: W10470674



RIGID BEND

Part Number: ELB80100

(Recommended for candy cane requirements externally)

100mm WALL BRACKET
also available

Part Number: 4920094



RIGID GALV DUCTING

FLUE001 – 100mm wide x 900, long (crimped)
L10206LS – 100mm wide x 200mm long (crimped)
L20306-LS – 203mm x 900mm duct (crimped)
L25306-LS – 253mm x 1.8m duct (crimped)



RIGID ELBOW 0-90 DEGREES - 100mm

Part Number: ELB049030

EL45100 – 45 degree, 100mm wide (crimped)
EL90100 – 90 degree, 100mm wide (crimped)
B20345 – 45 degree rigid elbow 203mm wide
B20390 – 90 degree rigid elbow 203mm
B25345 – 45 degree rigid elbow 250mm
B25390 – 90 degree rigid elbow 250mm

*Not recommend for commercial use. Can only be used on Electric Dryers. Additional specialised fluing parts can be organised through our spare parts department



DEPENDABLE
LAUNDRY SOLUTIONS

For more information visit dependablelaundry.com.au or call **1800 629 824**



Maytag Commercial Install Summary



MAT20 & MAT23 Top Load Washer

- Standard 10AMP GPO within 1.0m to plug into
- ¾" hot and cold water taps within 1m
- Standpipe or laundry drain minimum 77cm high

Before operation:

- Installation manual to be read
- Unit to be levelled



MHN33 Front Load Washer

- Standard 10AMP GPO within 1.0m to plug into
- ¾" hot and cold water taps within 1m
- Standpipe or laundry drain minimum 77cm high – if supplied on plinth, laundry drain to be 102cm high

Before operation:

- Installation manual to be read
- Shipping bolts to be removed
- Power cord to be pulled through
- Unit to be levelled

MDE20 or MDE28 ELECTRIC Dryer.

- No power cord supplied - requires hardwiring into a dedicated 1 phase 25AMP circuit by your electrician.
- Requires fluing to external air using single skin 100mm rigid galv²

*Natural gas as standard - LPG Conversion Kits available.

Before operation:

- Installation manual to be read
- Unit to be levelled

MDG20 or MDG28 GAS Dryer.

- Standard 10AMP GPO within 1.0m to plug into
- Not Fitted
- Licensed gas plumber required to connect to gas and fluing on site
- Requires fluing to external air using single skin 100mm rigid galv²

*Natural gas as standard - LPG Conversion Kits available.

Before operation:

- Installation manual to be read
- Unit to be levelled

Install summary is a brief guide only and does not cover all requirements.

Full installation manual is supplied with each machine as hard copy and is also available via email on request.

1 – Clearances are minimum for dryer free air requirements. Additional clearances may be required depending on fluing and supply requirements on site.

2 - All dryers must be flued to external air with rigid galvanised ducting. Dryers in outdoor areas require fluing to direct heat and lint away from unit. Multiple /group dryer ducting requirements as per installation manual.

Ducting available from Dependable Laundry Solutions.



Maytag Commercial Install Summary

MLE22PN/PR/PD ELECTRIC Stack Washer/Dryer



- No power cord supplied - requires hardwiring into a dedicated 1 phase 25AMP circuit by your electrician.
- ¾" hot and cold water taps within 1m
- Standpipe or laundry drain minimal 77cm high
- Minimum 110mm clearance behind unit¹
- Requires fluing to external air using single skin 100mm rigid galv²

Before operation:

- Installation manual to be read
- Shipping bolts to be removed
- Unit to be levelled
- Service key is bubble wrapped in machine drum – needs to be stored & kept

MLG22PN/PR/PD GAS Stack Washer/Dryer

- Standard 10AMP GPO within 1.0m to plug into
- ¾" hot and cold water taps within 1m
- Standpipe or laundry drain minimal 77cm high
- Minimum 110mm clearance behind unit¹
- Requires fluing to external air using single skin 100mm rigid galv²
- Licensed gas plumber to connect to gas and fluing

*Natural gas as standard - LPG Conversion Kits available.

Before operation:

- Installation manual to be read
- Shipping bolts to be removed
- Power cord to be pulled through
- Unit to be levelled
- Service key is bubble wrapped in machine drum – needs to be stored & kept.

MLE27PN/PD ELECTRIC Stack Dryer/Dryer

- No power cord supplied - requires hardwiring into a dedicated 1 phase 50AMP circuit by your electrician.
- Minimum 110mm clearance behind unit¹
- Requires 2 x fluing to external air using single skin 100mm rigid galv²

Before operation:

- Installation manual to be read
- Unit to be levelled
- Service key is bubble wrapped in machine drum – needs to be stored & kept

MLG27PN/PD GAS Stack Dryer/Dryer

- Standard 10AMP GPO within 1.0m to plug into
- Not Fitted
- Minimum 110mm clearance behind unit¹
- Licensed gas plumber to connect to gas and fluing
- Requires 2 x fluing to external air using single skin 100mm rigid galv²

*Natural gas as standard - LPG Conversion Kits available.

Before operation:

- Installation manual to be read
- Unit to be levelled
- Service key is bubble wrapped in machine drum – needs to be stored & kept